

COUNTY OF GILLESPIE

Kelly Eckhardt
County Treasurer

Gillespie County Courthouse
101 West Main Street, Unit #5
Room 106



Office 830-997-6521
Fax 830-990-2307

FREDERICKSBURG, TEXAS
78624-3700

AFFIDAVIT


I, Kelly Eckhardt, Treasurer, in and for the County of Gillespie, State of Texas, hereby submit the attached report of investment transactions for all invested funds held by Gillespie County Treasurer for the month ending March 31, 2022 and I certify that these investments are in compliance with the local investment policy and the Public Funds Investment Act.




Kelly Eckhardt, Gillespie County Treasurer

March 2022 Total Investment Pools	\$ 4,841,810.27
March 2022 Total Collateralized CDs	\$ 3,861,462.63
March 2022 Total Brokered CDs	\$ 2,239,961.08
March 2022 Total Collateralized Sweep Accounts	\$ 34,277,159.05
March 2022 Total Invested Funds	\$ 45,220,393.03


Presented, examined, and accepted at the regular term of Commissioners' Court on this the 25th day of April, 2022.




Mark Stroehrer, County Judge




Charles Olfers, Commissioner, Pct.1




Keith Kramer, Commissioner, Pct.2



Dennis Neffendorf, Commissioner, Pct.3



Donnie Schuch, Commissioner, Pct.4



Mary Lynn Rusche, County Clerk

Gillespie County Investments

3/31/2022

Investment Pool Issuer

Texas Class-General Fund	Maturity Date	Avg Int Rate	3/1/2022	Interest	Transfers to SSB&T Operating Account	Changes in Principal	3/31/2022
Texas Class-GOB Series 2013*	on Demand	0.29%	\$1,565,573.66	\$379.91	\$0.00	\$0.00	\$1,565,953.57
TexPool-General Fund	on Demand	0.29%	\$102,771.68	\$24.93	\$0.00	\$0.00	\$102,796.61
	on Demand	0.15%	\$3,172,646.08	\$414.01	\$0.00	\$0.00	\$3,173,060.09
Total Investment Pools			\$4,840,991.42	\$818.85	\$0.00		\$4,841,810.27
Average Investment Pool Rate		0.24%					

Collateralized CD Issuer

SSB&T-0220	Maturity Date	Interest Rate	3/1/2022	Interest	Transfers to SSB&T Operating Account	Changes in Principal	3/31/2022
SSB&T-1707	3/11/2022	0.50%	\$259,164.40	\$99.41	(\$259,263.81)	\$0.00	\$0.00
SSB&T-1921	4/9/2022	0.50%	\$251,049.92	\$96.29	\$0.00	\$0.00	\$251,146.21
SSB&T-2077	6/9/2022	0.40%	\$1,002,688.08	\$307.68	\$0.00	\$0.00	\$1,002,995.76
SSB&T-2085	8/26/2022	0.40%	\$501,009.06	\$153.74	\$0.00	\$0.00	\$501,162.80
SSB&T-0154	9/1/2022	0.40%	\$800,000.00	\$153.43	(\$153.43)	\$0.00	\$500,000.00
SSB&T-2127	9/11/2021	0.40%	\$256,886.95	\$78.82	\$0.00	\$0.00	\$256,965.77
SSB&T-2275	10/3/2022	0.40%	\$416,871.87	\$127.92	\$0.00	\$0.00	\$416,999.79
SSB&T-0055	12/10/2022	0.40%	\$362,703.95	\$111.29	\$0.00	\$0.00	\$362,815.24
	9/4/2023	0.50%	\$313,826.21	\$120.37	\$0.00	\$0.00	\$313,946.58
Total SSB&T Collateralized CDs			\$3,864,200.44	\$1,248.95	(\$259,417.24)	\$0.00	\$3,606,032.15
Average SSB&T CD Rate		0.43%					

Texas Regional Bank-4860	Maturity Date	Avg Int Rate	3/1/2022	Interest	Transfers to SSB&T Operating Account	Changes in Principal	3/31/2022
Texas Regional Bank-4948	1/19/2023	0.28%	\$102,744.13	\$22.07	\$0.00	\$0.00	\$102,766.20
	11/28/2022	0.13%	\$152,649.06	\$15.22	\$0.00	\$0.00	\$152,664.28

Total Texas Regional Bank Collateralized CDs
Average Collateralized CD Rate

			\$255,393.19	\$37.29	\$0.00	\$0.00	\$255,430.48
		0.40%					

Gillespie County Investments
3/31/2022

Brokered CD Issuer	Maturity	Interest	3/1/2022	Accrued Interest	Pending Principal and Interest Transfers	Changes in Principal	3/31/2022	3/1/2022	3/31/2022
Total FNC Brokered CDs			\$0.00	\$0.00	\$0.00	\$0.00	\$0.00	\$0.00	\$0.00
Average FNC Brokered CD Rate									
MSB-Bellico Cr Un	3/30/2022	1.30%	\$249,257.19	\$0.00	\$2,523.24	(\$249,000.00)	\$2,523.24	\$249,214.14	\$0.00
MSB-American Express	3/31/2022	1.35%	\$248,000.00	\$0.00	\$2,669.41	(\$248,000.00)	\$2,669.41	\$248,245.52	\$0.00
MSB-Cadence Bank	3/31/2022	1.20%	\$248,000.00	\$0.00	\$2,475.77	(\$248,000.00)	\$2,475.77	\$248,213.28	\$0.00
MSB-First National Bank	12/29/2023	0.70%	\$249,143.26	\$9.55	\$281.74		\$249,281.74	\$245,653.44	\$243,795.90
MSB-BMW BK North America SLC Utah	2/26/2024	1.60%	\$248,000.00	\$369.62	\$0.00	\$248,000.00	\$248,000.00	\$248,260.40	\$245,916.80
MSB-Beal BK Plano Tx	2/28/2024	1.55%	\$0.00	\$305.41	\$0.00	\$248,000.00	\$248,000.00	\$0.00	\$245,644.00
MSB-Greenstate CU	2/28/2024	1.60%	\$249,000.00	\$327.45	\$10.92	\$249,010.92	\$249,010.92	\$249,244.02	\$246,878.52
MSB-USAlliance	2/28/2024	1.45%	\$249,000.00	\$306.65	\$0.00	\$249,000.00	\$249,000.00	\$248,511.96	\$246,178.83
MSB-Capital One BK USA	3/18/2024	1.60%	\$0.00	\$163.07	\$0.00	\$248,000.00	\$248,000.00	\$0.00	\$245,634.08
MSB-Synchrony BK	3/28/2024	2.00%	\$0.00	\$0.00	\$0.00	\$247,000.00	\$247,000.00	\$0.00	\$246,429.43
MSB-Ally BK (Trade Date 3/29/22 Settled Date 4/7/2022)	4/8/2024	2.00%	\$0.00	\$0.00	\$0.00	\$247,000.00	\$247,000.00	\$0.00	\$247,000.00
MSB-Goldman Sachs BK (Trade Date 3/29/22 Settled Date 4/7/2022)	4/8/2024	2.00%	\$0.00	\$0.00	\$0.00	\$247,000.00	\$247,000.00	\$0.00	\$247,000.00
Total MSB Brokered CDs			\$1,740,400.45	\$1,481.75	\$7,961.08	\$492,000.00	\$2,239,961.08	\$1,737,342.76	\$2,214,477.56
Average MSB Brokered CD Rate		1.53%							

Collateralized Sweep Account Issuer	Maturity Date	Interest Rate	3/1/2022	Interest	Deposits	Withdrawals	3/31/2022
Security State Bank & Trust-General	on Demand	0.10%	\$36,077,277.19	\$4,566.27	\$2,058,585.70	(\$4,174,691.75)	\$33,965,737.41
Security State Bank & Trust-GOB 2013-I&S*	on Demand	0.10%	\$233,928.79	\$32.60	\$29,037.93	\$0.00	\$262,999.32
Security State Bank & Trust-2013 Jail Project*	on Demand	0.10%	\$48,418.21	\$4.11	\$0.00	\$0.00	\$48,422.32
Total Collateralized Sweep Accounts			\$36,359,624.19	\$4,602.98	\$2,087,623.63	(\$4,174,691.75)	\$34,277,159.05
Average Collateralized Sweep Account Rate		0.10%					
Total Invested Funds			\$47,060,609.69				\$45,220,393.03

* Not Included In Pooled Cash

(\$102,796.61) Jail Project Tx Class
 (\$262,999.32) GOB I&S SSB&T
 (\$48,422.32) Jail Project SSB&T
 \$153,214.10 Outstanding Deposit General Sweep
 (\$127,943.68) Outstanding Checks General Sweep

\$44,831,445.20 General Ledger Pooled Cash Total



My Pooled Cash Report

Gillespie County, TX
For the Period Ending 3/31/2022

ACCOUNT #	ACCOUNT NAME	BEGINNING BALANCE	CURRENT ACTIVITY	CURRENT BALANCE
CASH IN BANK				
Cash in Bank				
99.100.1101	GENERAL INVESTMENT SWEEP	35,406,676.72	(1,415,668.89)	33,991,007.83
99.100.1106	TEXPOOL	3,172,646.08	414.01	3,173,060.09
99.100.1107	TXCLASS	1,565,573.66	379.91	1,565,953.57
99.100.1108	CD-0154 SSB&T	256,886.95	78.82	256,965.77
99.100.1109	CD-0220 SSB&T	259,164.40	(259,164.40)	0.00
99.100.1111	CD-0055 SSB&T	313,826.21	120.37	313,946.58
99.100.1112	CD-0253 SSB&T	0.00	0.00	0.00
99.100.1113	CD-0576 SSB&T	0.00	0.00	0.00
99.100.1114	CD-7966 TRB	0.00	0.00	0.00
99.100.1115	CD-7967 TRB	0.00	0.00	0.00
99.100.1116	CD-4948 TRB	152,649.06	15.22	152,664.28
99.100.1117	CD-0285 TRB	0.00	0.00	0.00
99.100.1118	CD-4860 TRB	102,744.13	22.07	102,766.20
99.100.1119	CD-7440 TRB	0.00	0.00	0.00
99.100.1120	CD-4048 TRB	0.00	0.00	0.00
99.100.1121	FNC-BROKERED CDS	0.00	0.00	0.00
99.100.1122	MBS-BROKERED CDS	1,740,400.45	499,560.63	2,239,961.08
99.100.1123	CD-1707 SSB&T	251,049.92	96.29	251,146.21
99.100.1124	CD-1921 SSB&T	1,002,688.08	307.68	1,002,995.76
99.100.1125	CD-2077 SSB&T	501,009.06	153.74	501,162.80
99.100.1126	CD-2085 SSB&T	500,000.00	0.00	500,000.00
99.100.1127	CD-2127 SSB&T	416,871.87	127.92	416,999.79
99.100.1128	CD-2275 SSB&T	362,703.95	111.29	362,815.24
TOTAL: Cash in Bank		46,004,890.54	(1,173,445.34)	44,831,445.20
TOTAL CASH IN BANK		46,004,890.54	(1,173,445.34)	44,831,445.20



Statement of Account with FHLB Dallas

As of Date: 12/20/2021

FHFA ID: 13389

Security State Bank & Trust
201 W Main St
Fredericksburg, TX 78624

FHLB Dallas
8500 Freeport Pkwy #600
Irving, TX, 75063

LOG Number	Expiration Date	Depositor Name	Start Date	Modification Date	Pledge Amount
27000316	07/31/2023	Gillespie County	05/04/2020		\$10,000,000.00
Total of pledge amount:					\$10,000,000.00

LOG Number	Expiration Date	Depositor Name	Start Date	Modification Date	Pledge Amount
27000318	07/31/2023	Gillespie County	12/27/2019		\$10,000,000.00
Total of pledge amount:					\$10,000,000.00

LOG Number	Expiration Date	Depositor Name	Start Date	Modification Date	Pledge Amount
27000332	07/31/2023	Gillespie County	08/24/2021		\$20,000,000.00
Total of pledge amount:					\$20,000,000.00

Grand total of pledge amount: \$40,000,000.00

Security State Bank & Trust
 Fredericksburg, TX

Pledge Report by Maturity Date
 Pledge B: GILLESPIE COUNTY, TEXAS

As of 03/31/22
 Page 170

Safeguarding Receipt	SK Code	Cusip	ID #	Current Face	Original Face	Description	ASC	Moody/S&P	Coupon	SC	Maturity	Book Value	Fair Value
	1006	91282CDV0	104416	2,000,000.00	2,000,000.00	U S TREASURY NOTES	AFS		0.875		01/31/2024	1,992,574.49	1,961,250.00
	1006	3130APWU5	104398	1,000,000.00	1,000,000.00	FHLB	AFS		1.000		09/10/2024	1,000,000.00	972,306.20
	1006	3134GXXC7	104111	1,000,000.00	1,000,000.00	FHLMC MTN	AFS		1.150		01/06/2031	999,561.85	879,314.47
	1006	3130ALQR8	104211	2,500,000.00	2,500,000.00	FHLB	AFS		1.625		03/14/2031	2,499,456.33	2,334,262.35
	1006	24325PC6	103950	250,000.00	250,000.00	DECATUR TX ISD ULTD TAX REF BDS 2017	HTM	Aa2	4.000		08/15/2031	283,967.29	274,014.91
	1006	244127W44	104264	500,000.00	500,000.00	DEER PARK TX ISD GO PSF	AFS	Aaa / AAA	4.000		08/15/2038	608,484.66	569,534.86
				7,250,000.00	7,250,000.00				1.512			7,384,044.62	6,990,682.79

Status Codes : N = New Purchase S = Sold M = Maturity C = Called O = Paid Off * = Pre-refunded T = ASC 320 Transfer J = Impaired
 Note: Refer to the U.S. Government and Agency Ratings report for ratings on treasury, agency and pass through securities.



9601 McAllister Freeway, Suite 301, San Antonio, Texas 78216-4633
 (210) 224-5492
 (210) 224-8787

II. Pledge & Safekeeping Reports